

Wave Armor

MODULAR FLOATING DOCK SYSTEM



IF MOTHER NATURE DOESN'T PUT UP WITH INFERIOR QUALITY WHY SHOULD YOU?

When it comes to superior design and functionality, we've developed innovative solutions to problems that other manufacturers haven't even contemplated. Wave Armor's exclusive "H-Beam Channel Lock" connection system makes your Wave Dock section connections seamless and infinitely modular. The battle-proven design also provides just the right mix of rigidity and flexibility to handle anything Mother Nature can throw at it.


Key Features:

- Beautifully molded durable polyethylene construction with built-in UV protection.
- Easy to install, proprietary "H-Beam Channel Lock" connection system for hassle-free assembly/disassembly.
- Rugged, purpose-built dock float with rigid, closed cell foam-filled interior. This float keeps your deck where it is supposed to be, flat on the water.
- In-mold fastener attachments spaced around perimeter for adding tie-down cleats where you need them.
- Easily attaching accessories and components including: WavePort, PWC ports, bumpers, dock ramps, pipe adapters and post attachments, all utilizing the "H-Beam Channel Lock" attachment system.

Floats:

The universal float tank has anchoring points all the way around, and thru holes at each corner for bolting to the top deck. Floats are preassembled to the top deck in the factory. Cutouts on floats reduce weight, increase strength and stability, and have a suction cup affect to the water.

Configurations



Deck

Float

Dimensions: 120" Long x 60" Wide x 16" Deep (Fully Assembled Section)

Weight: 340 lbs

Float Capacity: 2500 lbs

Our advanced technology places an individual deck section on a matching float for stability and design flexibility. Our deck & float (dock) sections attach quickly and easily. Just slide our easy-to-use H-Beams into the channels to join dock sections.



"H-Beam Channel Lock"






ACCESSORIES



Bench



5'x7' Ramp



Dock Bench Attachment




12" Post Attachment Kit



2" Post Covers



Filler



30" Corner



24" Horizontal Bumper



18" Vertical Bumper



HEWITT
Lifts & Roll-A-Dock

